

## Q-Plex™ Human Cytokine Stripwells (16-Plex)

The Q-Plex™ Human Cytokine Stripwells (16-plex) is a fully quantitative ELISA-based chemiluminescent assay allowing the concurrent measurement of 16 biomarkers or analytes (IL-1 $\alpha$ , IL-1 $\beta$ , IL-2, IL-4, IL-5, IL-6, IL-8, IL-10, IL-12p70, IL-13, IL-15, IL-17, IL-23, IFN $\gamma$ , TNF $\alpha$ , TNF $\beta$ ).

Each kit contains a 96-well strip well plate, featuring the relevant biomarker panel, and all the reagents required to perform testing. Q-Plex™ plates are built by absorbing sixteen distinct capture antibodies in a defined array to the bottom of each well. Our high quality reagents help ensure the accuracy of your results.

Using just 50  $\mu$ L of sample per well, up to 80 samples can be assayed for all 16 markers in the panel within 2.5 hours. The Q-Plex™ Human Cytokine Stripwells (16-plex) provides researchers an easy to use and cost effective means of generating a cytokine profile for each sample.

### Human Cytokine Stripwells

Catalog #	Product	Markers			
110333HU	Q-Plex™ Human Cytokine Stripwells (16-plex)	IL-1 $\alpha$	IL-1 $\beta$	IL-2	IL-4
		IL-5	IL-6	IL-8	IL-10
		IL-12p70	IL-13	IL-15	IL-17
		IL-23	IFN $\gamma$	TNF $\alpha$	TNF $\beta$

### Product Range

	Units	Range(pg/mL)	LLD(pg/mL)
IL-1 $\alpha$	pg/mL	4000 - 5.49	5.43
IL-1 $\beta$	pg/mL	10000 - 13.72	10.14
IL-2	pg/mL	4000 - 5.49	3.16
IL-4	pg/mL	2000 - 2.74	2.14
IL-5	pg/mL	3000 - 4.12	2.90
IL-6	pg/mL	3000 - 4.11	3.47
IL-8	pg/mL	2000 - 2.74	2.70
IL-10	pg/mL	3000 - 4.11	4.10
IL-12p70	pg/mL	3000 - 4.12	3.20
IL-13	pg/mL	3000 - 4.12	2.86
IL-15	pg/mL	3000 - 4.12	1.92
IL-17	pg/mL	4000 - 5.49	5.40
IL-23	pg/mL	30000 - 41.15	25.00
IFN $\gamma$	pg/mL	8000 - 10.97	4.95
TNF $\alpha$	pg/mL	4000 - 5.49	5.20
TNF $\beta$	pg/mL	4000 - 5.49	5.29

\* Actual values may vary from kit to kit. Please see the antigen card included in your kit for specific values.

# The Q-Plex™ Array

## Spotting in 96 Well Plate

- ▶ Robotic liquid handlers print 20-50nL spots of capture antibody
- ▶ Each spot is a unique assay within the well
- ▶ Low spot-to-spot variability (CV)
- ▶ Spot size 350-500µm
- ▶ Plates are QC'd for spot quality

## Performing the Assay

- ▶ Add as little as 25µL of sample
- ▶ Wash
- ▶ Add mix of detection antibodies specific to kit
- ▶ Wash
- ▶ Add streptavidin conjugated HRP

## Detection of Sample

- ▶ With the addition of substrate, a response is produced
- ▶ If antigen is present the spot emits a signal proportional to the amount of antigen in the sample
- ▶ If no antigen is present, the spot is not visible

## Image Capture

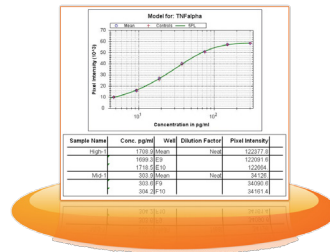

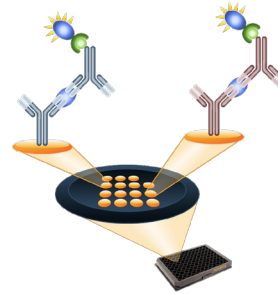
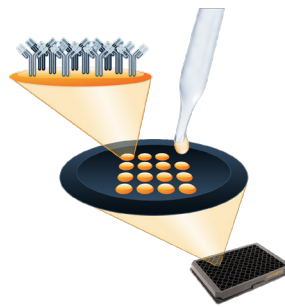
- ▶ An image of the plate is taken via a high resolution camera contained within the Q-View™ Imager LS

## Image Analysis

- ▶ Image is opened in Q-View™ Software
- ▶ Spots are automatically found on plate image
- ▶ Intensity of spot response is measured and raw data is generated
- ▶ User imports product specs and well layout

## Data Analysis

- ▶ Raw data is analyzed and compared to in-plate standard
- ▶ Regression models used to calculate unknowns
- ▶ Standard curves are calculated and sample and statistical data is exported



Increase productivity with Quansys products and services. Save time, sample, and money.

## Q-Plex™ ARRAYS

Our Q-Plex Arrays are quantitative multiplex ELISAs with distinct proteins deposited in a defined array. Choose one of our standard kits for immediate delivery or customize the exact array you need.

## Q-View™ IMAGERS

The Q-View™ Imager LS is a high quality, low-cost imaging systems for chemiluminescent assay imaging.

## Q-View™ SOFTWARE

The Q-View Software is a user-friendly image analysis app that enables the acquisition and analysis of large amounts of multiplex ELISA data.

## SAMPLE TESTING SERVICE

Our lab runs immunoassays on a wide variety of biological samples. Increase productivity and focus on your core research while we test your samples for you.



**Quansys Biosciences**  
365 North 600 West  
Logan, UT 84321  
www.quansysbio.com

Fax: 435-750-6869  
Phone: 435-752-0531  
Toll Free: 888-QUANSYS (782-6797)

Quansys is an ISO 9001:2015 and ISO 13485:2016 registered company and complies with cGMP. Products are designed, developed, and manufactured according to the procedures outlined in our Quality Management System.

©2021 Quansys Biosciences Inc. All rights reserved. Q-View and Q-Plex are Trademarks of Quansys Biosciences Inc. ISO is a trademark of the International Standards Organization. Specifications, terms and pricing are subject to change. Not all products are available in all countries. Please consult your local sales representative for details.

**QUANSYS**  
BIOSCIENCES



www.quansysbio.com