



101896GR - 8.0

QUANSYS
BIOSCIENCES
CERTIFICATE OF ANALYSIS

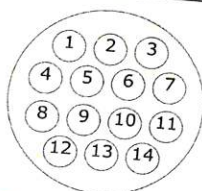
Quansys Biosciences
365 N 600 W
Logan, UT 84321
(435) 752-0531

Q-Plex™ Mouse Cytokine Inflammation HS (13-Plex)

REF	Part Number: 111049MS-13P	Software Product Code: MHSM230927-IF13 
LOT	Lot Number: MCIK230927 21457 001	
	Expiration Date: 2025-JUN-06	

Reconstitute Calibrator using 550 µL of Sample Diluent

Component	Part Number	Lot Number	Recon. Volume	Exp. Date
Plate	111052MS-13P	MCIP240925	N/A	2025-SEP-25
Sample Diluent	112457MS	MHSS240213	N/A	2025-JUN-06
Calibrator	112455MS	MHSM230927	550 µL	2025-OCT-16
Detection	112456MS	MHSD240919	6 mL	2025-SEP-19
Streptavidin HRP	101173GR	QNSN240508	N/A	2025-SEP-06
Substrate A	101159GR	QNSA240906	N/A	2026-MAR-19
Substrate B+	101120GR	QNSB+240906	N/A	2026-MAR-19
Wash Buffer	101158GR	QNSW230718	N/A	2025-JUL-18



Q-Plex™ ARRAYS

Spot #	Analyte	Cal Conc	Units	LLD	LLOQ	ULOQ
1	GMCSF	400	pg/mL	0.27	0.55	400
2	IL-1α	620	pg/mL	0.43	0.85	620
3	IL-1β	2390	pg/mL	1.64	3.28	2390
4	IL-2	180	pg/mL	0.12	0.25	180
5	IL-3	26	pg/mL	0.018	0.036	26
6	IL-4	160	pg/mL	0.11	0.22	160
7	IL-6	1110	pg/mL	0.76	1.52	1110
8	IL-10	520	pg/mL	0.36	0.71	520
9	IL-12p70	540	pg/mL	0.37	0.74	540
10	IL-17A	650	pg/mL	0.45	0.89	650
11	MIP-1α	600	pg/mL	0.41	0.82	600
12	RANTES	1900	pg/mL	1.30	2.61	1900
13	TNFα	390	pg/mL	0.27	0.53	390
14	REF	N/A	N/A	N/A	N/A	N/A

QC Release: *[Signature]*

Date: 16 OCT 24

QA Release: *[Signature]*

Date: 16 OCT 24

for Research Use Only